

SUSPENDED CEILING SYSTEMS, T24

The durable and nature-friendly CEWOOD Decorative / Acoustic panels for indoor use are made from high-quality wood wool and cement. The fireproof material has great acoustic and thermal insulation capacities, and is perfectly suitable for the widest range of interior solutions.

Benefits

The panels are suitable for use in premises with a wide range of temperature and air humidity and offer an aesthetic value – original surface texture and unlimited choice of colours. Due to the natural ingredients, the panels ensure the comfortable micro-climate, typical for the wood-made premises.

Ecology – the material is produced in a nature-friendly way

Health – provides a human-friendly, favourable environment

Lifetime – withstands deformation, are not damaged by rodents and insects

Handiness – easy to transport and assemble

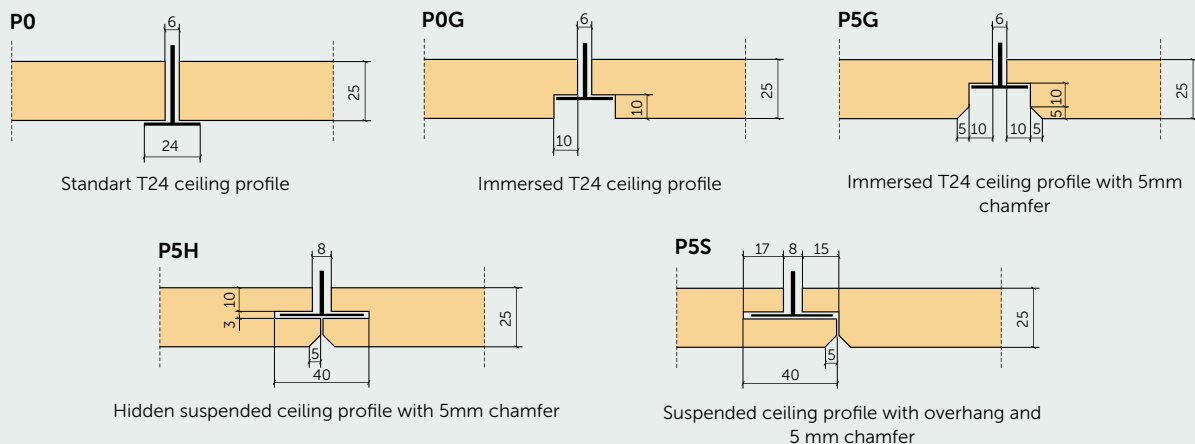
Insulation – excellent insulation properties

Acoustics – excellent sound insulating and absorbing properties

Technical data

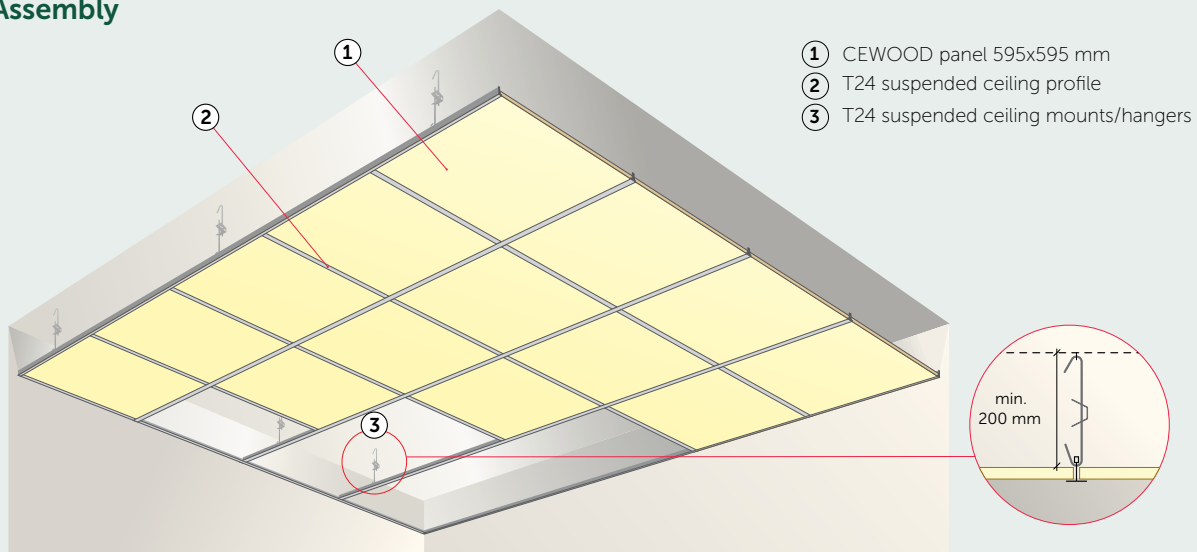
Wood wool width	1,0 and 1,5 mm
Panel thickness	25 mm, soon available – 15, 35, 50 mm
Size	2400x600 mm, 1200x600 mm, 600x600 mm. Other sizes – upon request
Weight	10,5–11,5 kg/m ²
Thermal conductivity	$\lambda = 0,066 \text{ W/m-K}$
Fire safety class	B-s1, d0
Colours	natural, white, black, grey, or painted according to RAL colour chart.

Profiles



SUSPENDED CEILING SYSTEMS, T24

Assembly



Important

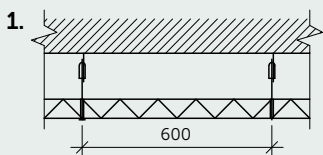
The assembly includes setting up the supporting T24 framework and mounting the panels on to it.

Hitching of the panels should be carried out according to the specifications of the producer of the ceiling system, and in compliance with the ceiling assembly standard EN 13964:2014.

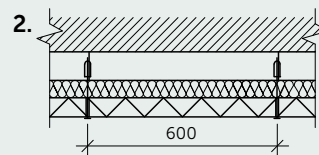
The number and positions of the mounts depend on the panel's weight and the bearing capacity of the construction. For example, the density of CEWOOD 25 mm panels with a 1,0 mm wide wool is 11,5 kg/m².

A special attention should be payed to choosing the right size of panels, according to the construction's dimensions. For a 600x600 mm construction the panel size is 595x595 mm, but for a 1200x600 mm construction the size of panel is 1195x595 mm.

Types of mounting



1. A suspended ceiling T24 system is attached to the ceiling, then the panels are mounted to it.



2. 2nd type is similar to the 1st, but a layer of mineral wool is inserted over the panels.